

# Blogger

1. Go to [blogger.com](https://blogger.com)
2. If you do not have a Google account, you will need to create one. Fill in the information, and click "Sign in."

Google **SIGN UP**

**Blogger**

Create a blog. It's free.

Beautiful, customizable templates and layouts.

Up to the minute stats      Make money with AdSense

Sign in Google

Email  
anaphoramsu

Password  
.....

**Sign in**       Stay signed in

[Can't access your account?](#)

3. Scroll to the bottom of the page, and click "Continue to Blogger."

## Email Notification

Feature announcements

Send me feature announcements, advice, and other information to help me get the most out of my blog. [?](#)

**Continue to Blogger**

4. Click "New Blog."

**Blogger**      Ana Phora      + Share

Ana Phora's blogs      English (United States)      ⚙️


**New Blog**

Create your blog now  
You are not an author on any blogs yet, create one now to start posting! [Can't find your blog?](#)




5. Fill out the form, choose a template, then click “Create blog.”




## Blogs List > Create a new blog

Title

Address    
This blog address is available.

Template



  
Simple      Dynamic Views      Picture Window



  
Awesome Inc.      Watermark      **Ethereal**

You can browse many more templates and customize your blog later.

**Create blog!** Cancel

6. Click “Start posting.”

 Ana Phora's blogs English (United States) ▾ 

Ana Phora's Blog  

Your Blog has been created! **Start posting** | Dismiss

7. Add text, videos, images, etc. Click “Publish” when you are finished.

